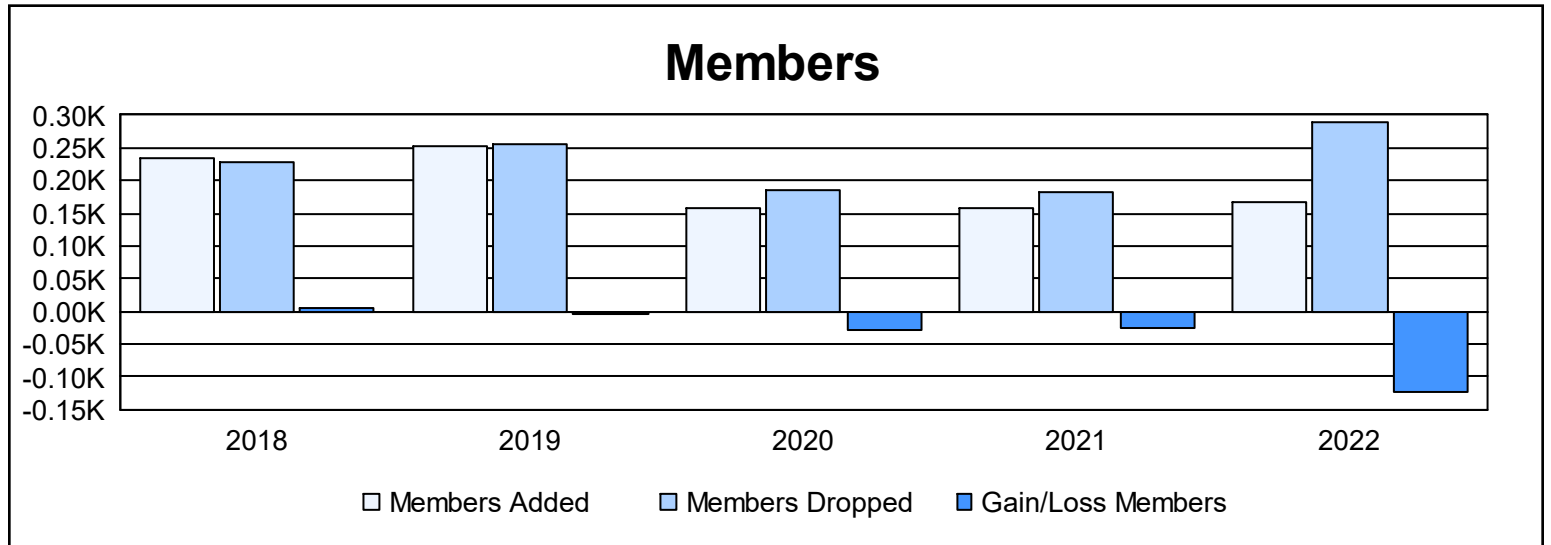
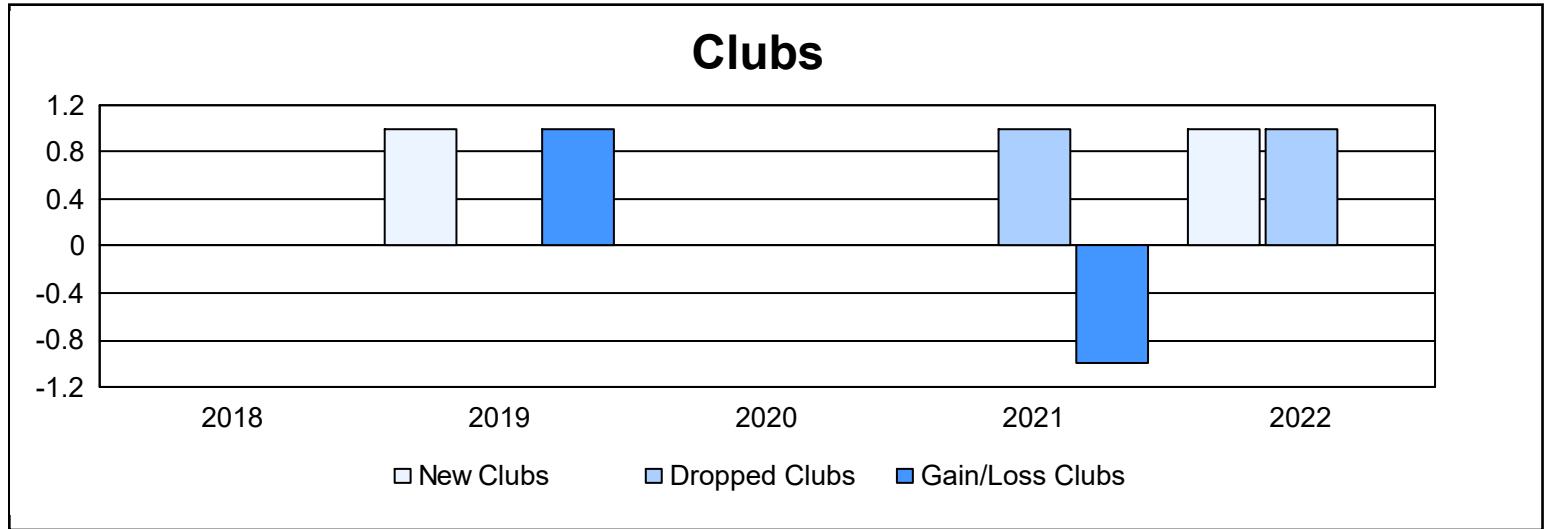
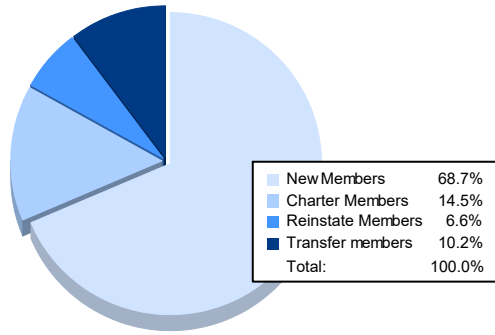


| Year           | New Clubs | Dropped Clubs | Gain/ Loss Clubs | New Members | Charter Members | Reinstate Members | Transfer Members | Total Member Added | Total Members Dropped | Gain/ Loss Members |
|----------------|-----------|---------------|------------------|-------------|-----------------|-------------------|------------------|--------------------|-----------------------|--------------------|
| 2017-2018      | 0         | 0             | 0                | 199         | 0               | 9                 | 25               | 233                | 227                   | 6                  |
| 2018-2019      | 1         | 0             | 1                | 200         | 27              | 11                | 16               | 254                | 257                   | -3                 |
| 2019-2020      | 0         | 0             | 0                | 149         | 0               | 3                 | 7                | 159                | 186                   | -27                |
| 2020-2021      | 0         | 1             | -1               | 144         | 1               | 4                 | 8                | 157                | 183                   | -26                |
| 2021-2022      | 1         | 1             | 0                | 114         | 24              | 11                | 17               | 166                | 288                   | -122               |
| <b>Average</b> | <b>0</b>  | <b>0</b>      | <b>0</b>         | <b>161</b>  | <b>10</b>       | <b>8</b>          | <b>15</b>        | <b>194</b>         | <b>228</b>            | <b>-34</b>         |



### Membership Composition June 2022 Cumulative



### Gender Composition June 2022 Cumulative

